
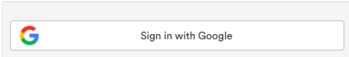
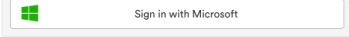




How to Join Newsela with a Class Link

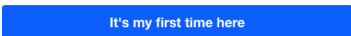



See page 2 for *How to Join Newsela with a Class Code*

newsela.com/quickjoin/#/43EJJT

I have a Newsela account

1.	Type this Class Link into your browser. newsela.com/quickjoin/#/43EJJT
2.	If you have a Newsela account, click on 
3.	Select Google or Microsoft if you use that for sign in   — OR — Enter your username and password. Username <input type="text"/> Password <input type="password"/> 
4.	Click Join . 

I am new to Newsela


1.	Type this Class Link into your browser. newsela.com/quickjoin/#/43EJJT
2.	If you are new to Newsela, click on 
3.	Sign in with Google or Microsoft  — OR — Enter your personal information. First Name <input type="text"/> Last Name <input type="text"/> Username <input type="text"/> Password <input type="password"/> Confirm Password <input type="password"/> 
4.	Click Sign Up . 

How to Join Newsela with a Class Code

See page 1 for *How to Join Newsela with a Class Link*

43EJJT

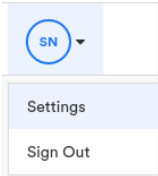
I have a Newsela account

1. Visit **newsela.com**.
If you already have an account, click **Sign in**.
2. Select Google, Microsoft or Clever if you use that for sign in.


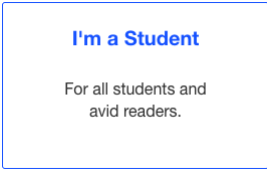
— OR —

Username or Email

Password

Sign In
3. Hover over your name and click **Settings**.

4. Enter your Class Code **43EJJT** and click **Add Class**.

It's my first time here

1. Visit **newsela.com**.
If you are new to Newsela, click **Join**.
2. Click on **I'm a Student**.



For all students and avid readers.
3. Select **Yes**, enter **Class Code** and **Next**.

Are you joining a teacher's class?

Yes

No

Enter Class Code

Next
4. Sign with Google, Microsoft or Clever.


— OR —

First Name

Last Name

Username

Password

Show
5. Click **Get Started**.

Get Started