

Using Study Island for RTI: Response To Intervention

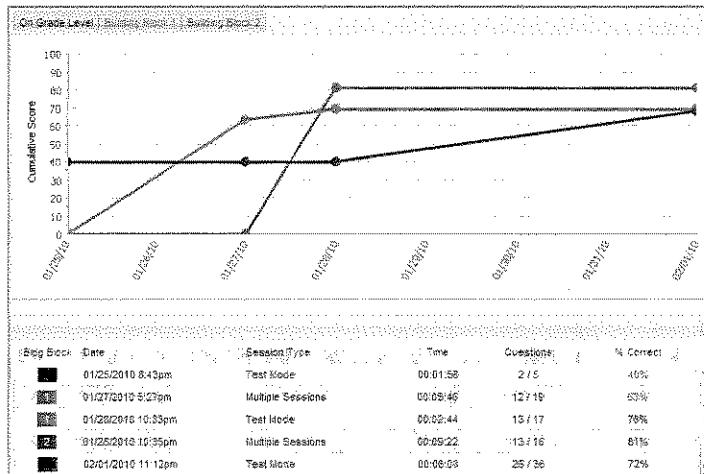


I. Progress Monitoring—RTI Report

Use Study Island's RTI Report to monitor student progress. This report shows a student's work in a topic over time including Building Block topics! We suggest assigning the same topic at least once a week over a period of 4 weeks, implementing intervention strategies after each testing session based on the student's results.

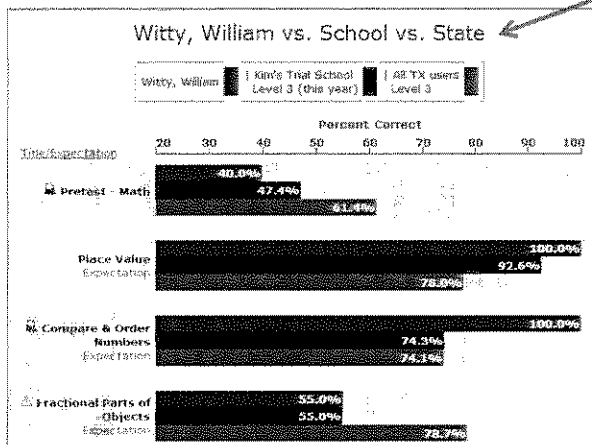

Intervention Ideas:

- 🌳 Take advantage of Study Island's automatic remediation, Building Block Topics.
- 🌳 Have the student review missed questions.
- 🌳 Encourage students to review the Study Island lesson.
- 🌳 Pull the student aside for some one-on-one instruction while the rest of the class works independently on Study Island.



II. Additional Reporting Options

In addition to the RTI Report we recommend the Suggested Topics Report and the Compare with Others report. To view these reports you will first need to pull either a Class Summary Report, or a Individual Student Report. Encourage students to pull their own Individual Student Report from their login. This will give them increased ownership and accountability for their educational efforts.



Topic Suggestion Report			
Topics That Need Improvement - High Priority			
Topic	Sample Size	Correct / Total	% Correct
1 Multiplication - Expectation	GOOD	2 / 10	20.0%
2 Rounding Whole Numbers Expectation	MINIMAL DATA	1 / #	25.0%
3 Model Multiplication Facts - Expectation	GOOD	3 / 10	30.0%
Topics That Need Improvement - Medium Priority			
Topic	Sample Size	Correct / Total	% Correct
4 Rounding Integers - Expectation	MINIMAL DATA	9 / 13	69.2%
Topics Where the Standards Have Been Exceeded:			
Topic	Sample Size	Correct / Total	% Correct
5 Rounding Decimals - Expectation	MINIMAL DATA	5 / 5	100.0%
7 Compare & Order Numbers - Expectation	GOOD	10 / 10	100.0%

III. Adjust Student Difficulty

The Adjust Student Difficulty option can be found on the School stats page. It provides 3 options (Details: p7 in the [Teacher Manual](#)):

Option 1: Adjust Passing Parameters—Change the percentage requirement for earning a Blue Ribbon.

Option 2: Restrict Students to Easier or Harder Material— Students have access to every grade level your school purchased. You can direct students to a lower grade level for remediation. Or you can use Option 2 to restrict a student to a specific grade level. You can even “hide grade level from user.”

Option 3: Enable/Disable Special Needs Support- Enable text-to-speech capabilities or limit the number of answer choices to no more than 3.

Option 1: Adjust Passing Parameters

This option allows you to adjust the percentage correct required to achieve the blue ribbon (🏆). Also, you can adjust student start dates.

THE DIFFICULTY OF THE MATERIAL WILL NOT BE AFFECTED.

Select a Program:

Select a Class:

[Next](#)

Option 2: Restrict Students to Easier or Harder Material

With this option the program will force students into lower or higher grade level material.

This is a great option for **special needs** students. You also have the option of hiding the grade level of the material from the student.

Select a Class:

[Next](#)

Option 3: Enable/Disable Special Needs Support

This option allows you to enable text-to-speech capabilities as well as limit the number of answer choices students will see. With text-to-speech enabled, students will see play/pause/stop controls in the tests, games and lessons. They will be able to select text and use these controls to have the text read aloud through the computer's speakers or headphones. In addition, you can limit the number of answer choices shown in tests, games, and worksheets to three.

Select a Class:

[Next](#)

IV. Differentiated Instruction

Group your students into targeted intervention groups through Class Manager! This will allow you to view reports for these targeted groups. You can also create a class page to post assignments. 3 different assignment types allow you to customize the instruction based on your students' needs!

Choose Assignment Type

Practice & Instruction Assignment

When creating a Practice & Instruction Assignment, you will select a Study Island topic (or topics) to assign to a class (or group of students). Students must earn a blue ribbon (🏆) for the assigned topic(s) by the due date and time in order to complete the assignment.

Practice & Instruction Assignments use the traditional Study Island topics which include instruction and immediate feedback through the use of lessons and explanations. Practice & Instruction Assignments are ideal for motivating your students to work their way through the Study Island program, earning blue ribbons and enhancing their knowledge and skills.

[Create a Practice & Instruction Assignment](#)

Writing Assignment

When creating a writing assignment, you will select a writing prompt or create your own to assign to a student (or group of students). Students will respond to the writing assignments and have the opportunity to receive feedback from the teacher. Writing Assignments support the teaching, assessment and management of the writing process across all content areas.

[Create a Writing Assignment](#)

Custom Assessment

When creating a Custom Assessment Assignment, you will build your own custom test using items from a separate Item Bank (items not used in practice and instruction topics). You will select a class (or group of students) to assign the test to and select a due date. You will then select each question to be included in the assessment.

Custom Assessment Assignments are ideal for ongoing assessments to measure student proficiency and progress and to inform instruction.

[Create a Custom Assessment](#)

3 Assignment Options:

Practice & Instruction Assignment: Assign Study Island topics that apply to what you are teaching in class. Assess students to monitor progress and modify instruction. After intervention, assign the topic again and evaluate improvement. Use the RTI Report to view a student's progress in a specific topic over time.

Writing assignment: Select a writing prompt or create your own. Writing assignments can be graded and returned to students for ongoing revisions and feedback.

Advantages: Allows students to utilize their creative skills, appeal to a variety of learning styles, easily track ongoing communication, and customize for your students' needs!

Custom Assessment Builder (CAB): Build your own test! You select the questions, and have more direct control over the material viewed by the student. CAB Assignments are ideal for summative assessments.