



STUDY ISLAND

How to Create Flash Cards

Flash cards are a fun and easy way for students to study. Now you can make your own flash cards using Study Island's "Create New Topic" feature! Students can access your flash cards by simply logging into Study Island and going to Custom Material. They are available in two formats:

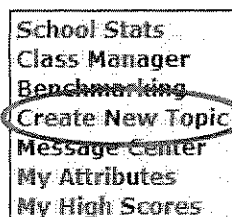
Printable Flash Cards: Three flash cards will be printed per page, and include dotted lines for cutting and folding.

Interactive Flash Cards: Flash cards are revealed one at a time. Students can virtually flip the card, return to the previous card, or proceed to the next card.

NOTE: Your Study Island Admin must turn Flash Cards "ON" for students to access this feature.

How to Create Flash Cards


1. Log into a Teacher or Admin account.
2. Click "Create New Topic" at the left side.
3. Input a Title, Description, and Grade Level.
4. Scroll to the bottom of the Advanced Options and enable Flash Cards.



Enable Flash Cards - Do you want to provide the user with the option to view this topic in a flash card format?

- Yes
 No


5. Click **Next**.
6. Select a Question Type.
7. Input a question and answer choice.





NOTE: We recommend Short Answer, but True/False and Multiple Choice are also suitable. When students work on this topic in Flash Card mode, they will only be shown correct answers. Wrong answers are only relevant if they enter the topic and work in Test, Printable Worksheet, or Game Mode.

8. Click **Add New** to input a new question. Or click **Save Topic** when you have finished adding questions.

How to Access Flashcards

1. Log in as a Student, Teacher, or Admin.
2. Click "Custom Material" at the bottom left side.
3. Click .



NOTE: If the topic does not have  next to it, then you will need to enable the flash card option for this topic. To enable flashcards for a previously created topic, click **edit** at the right side. Then go to **Attributes**.

4. Select how many flash cards you want to view.
5. Select Printable Flash Cards or Interactive Flash Cards.

For more information about Flash Cards or Create New Topic, contact Customer Support at 800.419.3191 or support@studvisland.com.